

575HP MODELS

FOR LARGER POOLS - 18 feet x 36 feet No Cover & 20 feet x 40 feet Covered

*Above pool sizes are a guide - For a FREE 4 page HeatSiphonalysis CERTIFIED Sizing & Cost Analysis of YOUR POOL VISIT - WWW.HEATSIPHON.COM

**SAVE 50-80%
vs GAS**

HEAT SIPHON[®]

**400 to 600%
EFFICIENT**

ANALOG

Swimming Pool Heat Pumps

DIGITAL

HEAT SIPHON FEATURES:


**CORROSION PROOF DESIGN
+100% WARRANTY**



- ✓ LIFETIME Heat Exchanger
- ✓ SAFE - Electrically Isolated
- ✓ FULL FLOW - Low Pump Work
- ✓ No Internal or External Bypass
- ✓ UV Stable Solid PVC Cabinet
- ✓ 2" MPT & 1.5" Slip Fittings
- ✓ All Stainless Steel Hardware
- ✓ TXV Regulated
- ✓ Whisper Quiet Fan
- ✓ Built-in Power Junction Box
- ✓ FULL 2 YEAR Parts & Labor
- ✓ FULL 5 YEAR Compressor Warranty

C-Series and Z-Series Models Available:

ALL Models Use Environmentally Safe Green Gas (R410A) Available for: • 220 volt Single Phase 50/60 Hz • 220 volt 3 Phase 60Hz • 380 volt 3 Phase 50Hz • 480 volt 3 Phase 60Hz



HEAT SIPHON[®] Z575HP = TOP of the CLASS
HIGHEST EFFICIENCY in the Industry

OF ALL BRANDS TESTED in the 95,000 BTUH and up Class - American Heating & Refrigeration Institute Std. 1160 at 80°F Air / 80°F Water / 63% RH

MADE IN U.S.A.



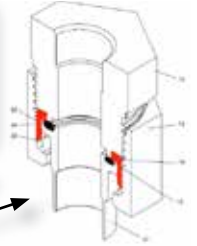
575HP MODELS

FOR LARGER POOLS - 18 feet x 36 feet No Cover & 20 feet x 40 feet Covered

NOTE: POOLS SIZES ARE A GUIDE - ASK YOUR DEALERS FOR A FREE 4 PAGE HEATSIPHON ANALYSIS SIZING & COST ANALYSIS OF YOUR POOL OR VISIT - WWW.HEATSIPHON.COM TO GET YOURS VIA EMAIL!



HEAT SIPHON®



EXCLUSIVE LIFETIME **ELECTRICALLY ISOLATED** **No Chemical Limits***
TITANIUM HEAT EXCHANGER in ALL MODELS (Patents Pending)

*No Chemical Limits - Includes Salt Water Pools - Full Unit Swap If Titanium Tubing **EVER** corrodes thru & ruins your Heat Pump

STEP 1: PICK YOUR CONTROLS: **DIGITAL** or **ANALOG**

Z-Series **DIGITAL** MODELS

BUILT IN WiFi with MyHeatSiphon.com



C-Series **ANALOG** Models

One Knob - SET IT & Forget It



TECHNICAL SPECIFICATIONS

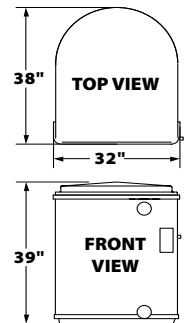
COMPRESSOR TYPE SCROLL ON ALL MODELS
 THERMOSTAT 1°F INCREMENTS
 POOL SETPOINT LIMITS 50 TO 98°F
 SPA SETPOINT LIMITS 50 TO 102°F
 ACCURACY +/- 0.1°F
 DIFFERENTIAL 1.5°F OFF TO ON
 RESTART TIME DELAY 240 SEC
 AIR FLOW 5000 CFM - DISCHARGE UP
 WATER FLOW 30 GPM MIN. - 80 GPM MAX.
 PRESSURE DROP LESS THAN 2 PSI @ 80 GPM
 FLOW DETECTION WATER PRESSURE SWITCH 1-5 PSID
 CABINET PVC UV STABILIZED FLAME RETARDANT
 HARDWARE ALL 18-8 STAINLESS STEEL
 FULL FLOW CONDENSER TITANIUM TUBE IN PVC HOUSING
 CONTROL CIRCUIT 24 VOLT AC
 CONTROL POWER SOURCE 40VA CURRENT LIMITING TRANSFORMER
 LOW PRESSURE SWITCH AUTO-RESET (CO 80 / CI 125 PSIG)
 HIGH PRESSURE SWITCH AUTO-RESET (CO 560 / CI 400 PSIG)
 EXPANSION DEVICE THERMOSTATIC EXPANSION VALVE

DIGITAL MODELS feature the NEW PLAYER XLW CONTROL with BUILT IN WiFi Network Auto Join, a sophisticated problem detection system, a 4 digit LED display and 4 LEDs to provide blinking status feedback

- ✓ **DUAL THERMOSTAT** for Pool/ Spa Combo lets you set pool & spa temperature separately and simply select either one
- ✓ **AUTOMATION SYSTEM READY** Digital Player has EC MODE (external control) built in to allow remote hard-wiring to all 3rd party controllers
- ✓ **LARGE DAYLIGHT READABLE DISPLAY** Temperature to 0.1°F accurate to **0.01°F**, LEDs for POOL, SPA, SVC, Comm.
- ✓ **WiFi BUILT IN** - NEW PLAYER XLW has WiFi/Bluetooth chipset built in automatically JOINS your home WiFi network so you can MONITOR your pool, pump & Heat Siphon from ANYWHERE with FREE LIFETIME Level 1 Subscription to MyHeatSiphon.com - Upgrade to control

ANALOG MODELS are LOWER COST simple "Set It & Forget It" - SINGLE KNOB on an electronic thermostat with a simple 24 volt control circuit

- ✓ **MULTI COLOR LED Status Light** - Shows at a glance what your Heat Siphon is doing: waiting for flow, heating, on standby (pool/spa heated), Hi/Low pressure switch open, factory service required
- ✓ **AUTOMATION SYSTEM HOOKUP** - Simple low voltage control circuit for easy hard-wired hookup to all third party pool/spa controllers
- ✓ **EASY UPGRADE PATH** to DIGITAL just UNPLUG the door and PLUG IN the Add-On PLAYERXLW Door Kit & turn your analog unit DIGITAL anytime!




FOOTPRINT & HEIGHT
Weight = 325 LBS

WARRANTY (USA ONLY) - ALL MODELS - FULL TERM - PARTS & LABOR INCLUDED NOT PRO-RATED
 • ALL PARTS - 2 Years / • ALL COMPRESSORS - 5 Years/ • LIFETIME CORROSION-FREE HEAT EXCHANGER

STEP 2: DETERMINE YOUR POWER SUPPLY:

Performance Specifications by Heat Siphon® Model RATING CONDITIONS: 80°F AIR / 80°F WATER / 63%RH PER AHRI 1160 STANDARDS

POWER SUPPLY APPLICATION	MODEL	TYPE	POWER REQ'D				BREAKER AMPS	@60 Hz (*50Hz)		
			VOLTAGE	HERTZ	PH	No. WIRES		BTUH	COP	
RESIDENTIAL	220v	C575HP	208/230	60	1	3 (2 HOT+GND)	50	117,500	6.2	
	1-PHASE	Z575HP	208/230	60	1	3 (2 HOT+GND)	50	117,500	6.2	
COMMERCIAL	220V 3-PHASE	C575HP3	200/230	60	3	4 (3 HOT+GND)	40	120,800	6.2	
		Z575HP3	200/230	60	3	4 (3 HOT+GND)	40	120,800	6.2	
	440v	3-PHASE	C575HP4	380/460	50/60	3	4 (3 HOT + GND)	20	120,800	6.2
		Z575HP4	380/460	50/60	3	4 (3 HOT + GND)	20	120,800	6.2	
EXPORT RES.	380/440v	3-PHASE	C575HPX	380/460	50/60	3	5 (3 HOT+ N/UESTRAL + GND)	20	120,800	6.2
		Z575HPX	380/460	50/60	3	5 (3 HOT+ N/UESTRAL + GND)	20	120,800	6.2	
	220v	1-PHASE	C575HP50	220/240	50	1	3 (2 HOT+GND)	50	98,000*	6.2*
	Z575HP50	DIGITAL	220/240	50	1	3 (2 HOT+GND)	50	98,000*	6.2*	



M.S.R.P. starting at \$4,995.00