

**NEW!!**

**NEW!!**

# 200HP MODELS

FOR SPAS & SWIM SPAS, ABOVE GROUND & SMALL IN GROUND POOLS - up to 12 ft x 24 ft Covered

## Now more efficient in colder weather

**SAVE 50-80%  
vs GAS**

# HEAT SIPHON<sup>®</sup>

**400 to 600%  
EFFICIENT**

**ANALOG**

## Swimming Pool Heat Pumps

**DIGITAL**



### HEAT SIPHON FEATURES:

#### CORROSION PROOF DESIGN

#### +100% WARRANTY

- ✓ LIFETIME Heat Exchanger
- ✓ SAFE - Electrically Isolated
- ✓ FULL FLOW - Low Pump Work
- ✓ No Internal or External Bypass
- ✓ UV Stable Solid PVC Cabinet
- ✓ 2" MPT & 1.5" Slip Fittings
- ✓ All Stainless Steel Hardware
- ✓ TXV Regulated
- ✓ Whisper Quiet Fan
- ✓ Built-in Power Junction Box
- ✓ FULL 2 YEAR Parts & Labor
- ✓ FULL 5 YEAR Compressor Warranty

#### C-Series and Z-Series Models Available:

ALL Models Use Environmentally Safe Green Gas (R410A)

Available for: • 220 volt Single Phase 50/60 Hz • 380 volt 3 Phase 50Hz • 480 volt 3 Phase 60Hz



**CERTIFIED  
PERFORMANCE  
SIZING**

**NEW!!**

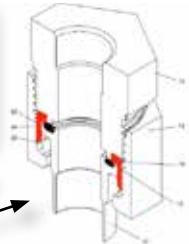
# 200HP MODELS

**NEW!!**

FOR SPAS & SWIM SPAS, ABOVE GROUND & SMALL IN GROUND POOLS - up to 12 ft x 24 ft Covered  
 NOTE: POOLS SIZES ARE A GUIDE - ASK YOUR DEALERS FOR A FREE 4 PAGE HEATSIPHON ANALYSIS SIZING & COST ANALYSIS OF YOUR POOL OR VISIT - WWW.HEATSIPHON.COM TO GET YOURS VIA EMAIL!



# HEAT SIPHON®



EXCLUSIVE LIFETIME **ELECTRICALLY ISOLATED** **No Chemical Limits\***  
**TITANIUM** HEAT EXCHANGER in ALL MODELS (Patents Pending)

\*No Chemical Limits - Includes Salt Water Pools - Full Unit Swap If Titanium Tubing **EVER** corrodes thru & ruins your Heat Pump

**STEP 1: PICK YOUR CONTROLS: DIGITAL or ANALOG**

**Z-Series DIGITAL MODELS**

**BUILT IN WiFi with MyHeatSiphon.com**



**C-Series ANALOG Models**

One Knob - SET IT & Forget It



**TECHNICAL SPECIFICATIONS**

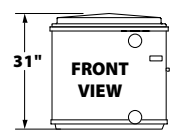
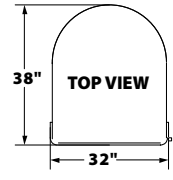
COMPRESSOR TYPE ..... SCROLL ON ALL MODELS  
 THERMOSTAT ..... 1°F INCREMENTS  
 POOL SETPOINT LIMITS ..... 50 TO 98°F  
 SPA SETPOINT LIMITS ..... 50 TO 102°F  
 ACCURACY ..... +/- 0.1°F  
 DIFFERENTIAL ..... 1.5°F OFF TO ON  
 RESTART TIME DELAY ..... 240 SEC  
 AIR FLOW ..... 5000 CFM - DISCHARGE UP  
 WATER FLOW ..... 30 GPM MIN. - 80 GPM MAX.  
 PRESSURE DROP ..... LESS THAN 2 PSI @ 80 GPM  
 FLOW DETECTION ..... WATER PRESSURE SWITCH 1-5 PSID  
 CABINET ..... PVC UV STABILIZED FLAME RETARDANT  
 HARDWARE ..... ALL 18-8 STAINLESS STEEL  
 FULL FLOW CONDENSER ..... TITANIUM TUBE IN PVC HOUSING  
 CONTROL CIRCUIT ..... 24 VOLT AC  
 CONTROL POWER SOURCE ..... 40VA CURRENT LIMITING TRANSFORMER  
 LOW PRESSURE SWITCH ..... AUTO-RESET (CO 80 / CI 125 PSIG)  
 HIGH PRESSURE SWITCH ..... AUTO-RESET (CO 560 / CI 400 PSIG)  
 EXPANSION DEVICE ..... THERMOSTATIC EXPANSION VALVE

**DIGITAL** MODELS feature the NEW PLAYER XLW CONTROL with BUILT IN WiFi Network Auto Join, a sophisticated problem detection system, a 4 digit LED display and 4 LEDs to provide blinking status feedback

- ✓ **DUAL THERMOSTAT** for Pool/ Spa Combo lets you set pool & spa temperature separately and simply select either one
- ✓ **AUTOMATION SYSTEM READY** Digital Player has EC MODE (external control) built in to allow remote hard-wiring to all 3rd party controllers
- ✓ **LARGE DAYLIGHT READABLE DISPLAY** Temperature to 0.1°F accurate to **0.01°F**, LEDs for POOL, SPA, SVC, Comm.
- ✓ **WiFi BUILT IN** - NEW PLAYER XLW has WiFi/Bluetooth chipset built in automatically JOINS your home WiFi network so you can MONITOR your pool, pump & Heat Siphon from ANYWHERE with FREE LIFETIME Level 1 Subscription to MyHeatSiphon.com - Upgrade to control

**ANALOG** MODELS are LOWER COST simple "Set It & Forget It" - SINGLE KNOB on an electronic thermostat with a simple 24 volt control circuit

- ✓ **MULTI COLOR LED Status Light** - Shows at a glance what your Heat Siphon is doing: waiting for flow, heating, on standby (pool/spa heated), Hi/Low pressure switch open, factory service required
- ✓ **AUTOMATION SYSTEM HOOKUP** - Simple low voltage control circuit for easy hard-wired hookup to all third party pool/spa controllers
- ✓ **EASY UPGRADE PATH** to DIGITAL just UNPLUG the door and PLUG IN the Add-On PLAYERXLW Door Kit & turn your analog unit DIGITAL anytime!




**FOOTPRINT & HEIGHT**  
**Weight = 225 LBS**

**WARRANTY (USA ONLY) - ALL MODELS - FULL TERM - PARTS & LABOR INCLUDED NOT PRO-RATED**  
 • ALL PARTS - 2 Years / • ALL COMPRESSORS - 5 Years/ • LIFETIME CORROSION-FREE HEAT EXCHANGER

**STEP 2: DETERMINE YOUR POWER SUPPLY:**

Performance Specifications by Heat Siphon® Model - @60 Hz (\*50Hz)  
 RATING CONDITIONS: (a) 80°F AIR / 80°F WATER / 63%RH (b) 50°F AIR / 80°F WATER / 63%RH BOTH PER AHRI 1160 STANDARDS

POWER SUPPLY APPLICATION	MODEL	TYPE	POWER Req'd					BREAKER AMPS	(a) 80°F AIR		(b) 50°F AIR	
			VOLTAGE	Hz	PH	NO. WIRES	BTUH		COP	BTUH	COP	
RESIDENTIAL	220v 1-PHASE	C200HP	ANALOG	208/230	60	1	3 (2 HOT+GND)	30	44,500	5.60	31,000	4.31
		Z200HP	DIGITAL	208/230	60	1	3 (2 HOT+GND)	30	44,500	5.60	31,000	4.31
EXPORT RESIDENTIAL	220v 1-PHASE	C200HP50	ANALOG	208/230	50	1	3 (2 HOT+GND)	30	43,700*	5.4*	30,000*	4.0*
		Z200HP50	DIGITAL	208/230	50	1	3 (2 HOT+GND)	30	43,700*	5.4*	30,000*	4.0*
RESIDENTIAL	380/440v 3-PHASE	C200HPX	ANALOG	380/460	50/60	3	5 (3 HOT+ NEUTRAL + GND)	10	43,700*	5.4	30,000*	4.0*
		Z200HPX	DIGITAL	380/460	50/60	3	5 (3 HOT+ NEUTRAL + GND)	10	43,700*	5.4	30,000*	4.0*



M.S.R.P. starting at \$2,995.00